

A young boy with glasses and a pug dog sitting on grass. The boy is wearing a blue t-shirt with yellow and white stripes and blue jeans. The pug is sitting next to him, looking towards the right. The background is a grassy area with trees.


Independence Parks and Recreation

**Off - Leash Rules &
Regulations**

**Off - Leash Locations
"Where a Dog Can Be a Dog"**



What is a Leash Free Zone?


 The Independence Leash Free Zones are fenced public areas where dogs can legally run off-leash and play with other dogs under the supervision of their owners. In other words, these “Zones” are play spaces for dogs and their owners.




Tips for a Successful Zone Experience

Make your first visit without your dog. Familiarize yourself with the rules and how the leash free zone works.

The first few times you visit the zone, choose a time that is not too busy. This will reduce the stress on your dog.


 Upon arriving for the first time, walk your dog around the zone on the outside of the fence and let the dogs inside come over to the fence to greet your dog to see how your pup reacts. If your dog sniffs back and appears friendly, it may be time to join in. If instead, your dog acts aggressively, it needs more time before entering the Zone.



The first time visit can be a little stressful for  both you and your dog, so keep it short and happy. Gradually work your way to longer visits.


Please do not open the outside gate if the inside gate is open. Be patient. One dog at a time.

Remove your dog’s leash inside the double gated entry area, enter the Zone and close the gate behind you.

Do not leave a leash on your dog in the Zone. This may cause your dog to be aggressive as he or she will feel restricted in its ability to protect  itself. Also, dogs tend to be more protective of their owner when they are leashed.


Move away from the entrance as you enter. This will help disperse the group of dogs that will come over to welcome your dog to the Zone.

Your dog may need time to adjust to its new found freedom. It may be hesitant to join into a pack of unknown dogs. It usually takes about ten minutes for a new dog to become accustomed to this new environment. Be patient and let your dog ease in at its own pace.

 The Zone is designed to socialize our dogs and to practice good manners. Please practice what we preach, always be considerate of others and follow the rules in and around the Zone.




Reasons Behind a Few of the Rules

 Please help keep the park clean! Trash, cigarette butts, and anything else on the ground may end up in a dogs mouth.

Always scoop your poop! It is very important to keep the Zone as “feces free” as possible to avoid transferring parasites and diseases and to eliminate any unfriendly odors. Bags are provided; please use them.

Always supervise children! This is an area for dogs and not all dogs are child-friendly. A running, screaming child may incite dogs to behave aggressively. Children should stay away from playing dogs as they may be considered an interruption or be unintentionally knocked down. For the enjoyment of all, it is important to teach your child proper Zone etiquette and safety.

 Remember that choke, prong or spiked collars are not allowed in the Zone. During play, these can become tangled or increase the intensity of a playful bite causing injury.





Off-Leash Zone Rules and Regulations

These are
“Use at Your Own Risk” facilities.
Users accept full responsibility and
liability for their dog's actions.



Off-Leash Zone Rules:

- Dogs must be four months or older and wear a current rabies tag.
- Pitbulls are not allowed
- Dogs must be leashed going in and out of park. Gates must remain closed.
- Each owner/handler is limited to two dogs.
- Dogs must be accompanied by an adult, 18 or older, and adhere to voice commands.
- Dogs ‘in-heat’ prohibited.
- Dog food and chew toys prohibited.
- Aggressive dogs must be removed **Immediately**.
- Choke and pinch collars are prohibited.
- Scoop the Poop! Doggy bags provided.
- Children must be accompanied by an adult.

All other Independence Park and Animal Control rules apply. To report a ‘Zone’ issue please call 325-7370.

Responsible Pet Ownership

If you own a pet, the laws of the City of Independence has certain requirements for every animal:

- **Vaccinations** - rabies required to be current at all times
- **Leash law** - leash required whenever animal is off the owner's property

All animals reclaimed from the Independence Animal Shelter must be micro chipped.

Low Cost Spay/Neuter Resources

Independence Animal Services (816) 325-7206
Spay and Neuter of Kansas City (816) 353-0940
People for Animal Welfare (PAWS) (816) 252-2680
Humane Society of Greater Kansas City
(816) 371-3869

Volunteer for Independence Animal Services

Are you interested in helping Independence's homeless animals? Animal Services Division's volunteer program has a variety of programs to help homeless, stray, or abused animals. Call the Independence Animal Services Volunteer Coordinator at (816) 325-7212.


Independence Parks and Recreation

201 N. Dodgion Ave.
Independence, MO 64050
Phone: (816) 325-7370
www.indepmo.org/parksandrec



Off-Leash Zone Park Locations

“Where a Dog can be a Dog”



Santa Fe Park Off-Leash Zone
2900 S. Santa Fe Rd.

Fairmount Park Off-Leash Zone
300 N. Home Ave.

